

Vector Boot Camp

Sho Iwamoto

7-Sept-2025 13:02:00

©2024–2025 Sho Iwamoto

Preface

Vectors are likely a familiar concept to you from high school mathematics. However, vectors are far more important than you might realize. Vectors are among the most fundamental mathematical tools, essential not only in science but also in modern technology and society.

A vector can take on many forms: in high school math, it's often seen as two or three numbers; in university physics, it's represented as an arrow; and in university mathematics, it's an element of a vector space. What you have learned is just the beginning, and you will need to develop a deeper and more versatile understanding of vectors.

This Boot Camp is designed to bridge the gap between high school math and university physics. When you pass this program, you will be well-prepared to tackle challenges and opportunities of advanced physics studies. Good luck!

Remarks

This Boot Camp contains all the topics that you will need in General Physics 1 and 2 lectures. Most of the topics will be discussed during Sho's lecture, so you do not have to do all by yourself. Still, it is beneficial if you can learn these topics by yourselves, so that you can focus more on physics during the lectures.

Sho never provides you with solutions^{#1}. **You students** need to make the solution. To this end,

- Share your answers to other colleagues, using LINE or [Google Docs](#)^{#2}. Compare your answers with theirs.
- Ask questions to colleagues, to the TA, or to Sho. You can utilize Sho's [office hours](#)^{#3}.

#1: Think why. Sho thinks that giving you solutions would violate Sho's integrity as a scientist.

#2: <https://docs.google.com/>

#3: <https://www2.nsysu.edu.tw/iwamoto/>



This document is licensed under [the Creative Commons CC-BY-NC 4.0 International Public License](#).

You may use this document only if you do in compliance with the license.

Visit <https://github.com/misho104/LecturePublic> for further information, updates, and to report issues.

B.1 Definition of Vectors

You might already know vectors are $\vec{a} = (1, 0, 0)$ or $\vec{A} = (4, 4)$, but let's forget everything for a moment (until Section B.7). We **define** vectors in an easier way.

Definition B.1: Vectors (for physics)

A vector is a physical quantity that has both **magnitude** and **direction**.

Definition B.2: How to write vectors

- We describe vectors by a symbol with arrows. For example, \vec{v} , \vec{V} , \vec{x} , and \vec{p}_i are vectors.^{#4}
- We describe their magnitude by, e.g., $|\vec{v}|$, $|\vec{V}|$, $|\vec{x}|$, and $|\vec{p}_i|$.
- In figures, vectors can be drawn by arrows. The arrow's direction should match the vector's direction. The arrow's length should be proportional to the vector's magnitude.

^{#4}: Professionals use boldface, e.g., \mathbf{v} , \mathbf{V} , \mathbf{x} , \mathbf{p}_i but most textbooks for beginners use the arrow style.

Two symbols a and b usually describe different numbers. Similarly, v and V are different symbols, even though look similar. So, \vec{v} and \vec{V} are different vectors; they are totally unrelated. Since \vec{a} and \vec{A} , or \vec{x} and \vec{X} , are totally unrelated, different objects, we need to write them clearly so the difference is obvious and we can distinguish them easily.

Furthermore, v **and** \vec{v} **are totally unrelated, different objects**. While \vec{v} is a vector and has a direction, v is a number without direction. Just as a and B are completely different symbols, \vec{v} and v are also treated as entirely different symbols, in principle.

However, most physicists are lazy. Consider a vector \vec{v} . To describe its magnitude, we should write $|\vec{v}|$ (and mathematicians do so) but Sho and other lazy physicists tend to write v . In other words, in physics lectures, *sometimes*, E means $|\vec{E}|$ (the magnitude of a vector \vec{E}).

Further bad news is that we sometimes write an equation like

$$\vec{x} = \begin{pmatrix} x \\ y \\ z \end{pmatrix}.$$

Here, \vec{x} is a vector and x , y , and z are its components. It means that \vec{x} and x are totally unrelated objects and, of course, $|\vec{x}|$ is not equal to x . Rather, you might have already learned $|\vec{x}| = \sqrt{x^2 + y^2 + z^2} \neq x$. Sho tries to avoid this kind of bad notations, but you will see them occasionally and you need to be prepared.

Remark: The following symbols are similar and confusing but we often see all of them:

- | | | | |
|----------------------|--------------------|------------------|--------------------|
| • a / α | • $g / q / 9$ | • p / ρ | • $w / \omega / W$ |
| • b / β | • $i / l / 1 / I$ | • s / S | • $x / X / \chi$ |
| • c / C | • $k / K / \kappa$ | • $t / \tau / T$ | |
| • $e / E / \epsilon$ | • m / μ | • $u / v / \nu$ | |

Definition B.3: Vector quantity and Scalar quantity

- Physical quantities with direction are called **vector quantity**.^{#5}
 - They can be described by vectors.
- Physical quantities without direction are called **scalar quantity**.
 - They can be described by numbers.
- Consider a vector quantity \vec{A} . Its magnitude $|\vec{A}|$ is a scalar quantity.

Let us discuss a few examples. **Mass** m is obviously a scalar quantity. **Temperature** T can be positive or negative but is a scalar quantity, because it has no direction. **Velocity** \vec{v} is a vector quantity, and its magnitude $|\vec{v}|$ is a scalar quantity. This quantity has a special name “**speed**”. Furthermore, **area** and **volume** are scalar quantities, while **acceleration** \vec{a} is a vector quantity.

★[A] Choose vector quantities. Choose scalar quantities.

| | | | |
|-----------------|-----------------|------------------------|------------------------|
| air pressure | time difference | conductivity | direction of \vec{v} |
| wind speed | time | \vec{x} | Sho |
| wind velocity | duration | x | Sho's height |
| electric charge | resistance | $ \vec{x} $ | Sho's weight |
| position | conductor | $v + \vec{x} $ | Sho's mass |
| distance | conductance | magnitude of \vec{v} | |

★[B] (1) Assume \vec{a} is a vector quantity. What does $|\vec{a}|$ mean?

(2) Assume v is a scalar quantity. What does $|v|$ mean?

[Hint: They are different! The answer can be found in these two pages.]

^{#5}: [a very technical note] If you notice a circular argument in this and the previous definitions and become unhappy, you may define a vector as “a mathematical object that is used to describe a physical quantity with magnitude and direction,” but this statement will raise a question “what are mathematical objects?”, which is beyond this course.

B.2 How to describe directions

When you describe a vector, you need to specify its magnitude and direction. The magnitude is easy (we can use a number), but the direction is not, because now you need to describe it **in English!**

If the space is one-dimensional, we can describe the direction by \pm . For example, if we only consider vertical direction (up-down), we may define $\langle \text{up} \rangle$ as $+$ and $\langle \text{down} \rangle$ as $-$, and then the number $+3$ means $\langle \text{up}, 3 \rangle$ and -5 means $\langle \text{down}, 5 \rangle$. Or, instead, you may define $\langle \text{down} \rangle$ as the positive direction and $\langle \text{up} \rangle$ as negative, in which case $+3$ means $\langle \text{down}, 3 \rangle$ and -5 means $\langle \text{up}, 5 \rangle$. Obviously, if you use the sign (\pm) to describe the direction, **YOU must specify which direction is positive.**

Remark: Using natural English is nice, but **clarity** is much more important in science. We should pay greater attention to ensure that our expressions are clear and does not cause any misunderstanding.

B.2.1 Directions in two-dimensional space

Now, how can we describe the direction in two-dimensional space?

Basic The easiest method is to use the following expressions:

- leftward = toward the left = to the left
- rightward = toward the right = to the right
- upward = toward the top = to the top
- downward = toward the bottom = to the bottom

If you need to describe the third dimension which is perpendicular to the textbook's page or the sheet (or the blackboard), you can use

- into the (sheet | page | blackboard) = toward the (sheet | page | blackboard)
- out of the (sheet | page | blackboard) = away from the (sheet | page | blackboard)

Sometimes the word “the horizontal” is useful:

- 10° above the horizontal / 30° below the horizontal

N-E-W-S For 2d case, **if you specify the “north” direction**, you can use the following expressions:

- northward, southward, eastward, westward (= (to | toward) the north, etc.)
- northwestward, southwestward, etc. (= (to | toward) the northwest, etc.)

The following expressions are equivalent:

- northwestward
- 45° counterclockwise from due north
- 45 degrees (= 45°) west of north
- -45° degrees clockwise from due north

Try to find your favorite expression and use it, but don't forget to define the “north” direction!

Remark: 45 and 45° are completely different: 45° means 45 degrees, while 45 is *always* understood as 45 radians (= $45 \times 180/\pi$ degrees $\simeq 2578^\circ$). In other words, $\cos 60^\circ = 1/2$ but $\cos 60 \simeq -0.95$.

With axes Usually, we define x -axis and y -axis (and z -axis, if 3d). **If such axes are defined** (or once you have defined them), we can use

- in the positive x -direction = in the $+x$ direction
- in the positive y -direction = in the $+y$ direction
- in the negative x -direction = in the $-x$ direction
- in the negative y -direction = in the $-y$ direction

In particular, for 2d cases, we can use the angle from the positive x -axis (counterclockwise):

- 30° from the $+x$ axis (= 30° counterclockwise from the positive x -axis)
- 90° from the $+x$ axis (= in the $+y$ direction)
- 170° from the $+x$ axis (= 10° clockwise from the negative x -axis)
- -15° from the $+x$ axis (= 15° clockwise from the positive x -axis)
- angle θ from the $+x$ axis, where $\tan \theta = 0.1$ and $0 < \theta < \pi/2$.

Remark: It is difficult to describe general 3d directions by words. For this purpose, we usually use mathematical expressions (i.e., vectors).

B.2.2 Relationship of two vectors

When you need to describe the angle between two vectors, you can use the following expressions: If the angle between \vec{a} and \vec{b} is 90° , we say

- \vec{a} is **perpendicular to** \vec{b} . (most common)
- \vec{a} is orthogonal to \vec{b} .
- \vec{a} is normal to \vec{b} .
- \vec{a} and \vec{b} are perpendicular to each other.
- \vec{a} and \vec{b} are orthogonal to each other.
- \vec{a} and \vec{b} are normal to each other.

If the angle is 180° , we say

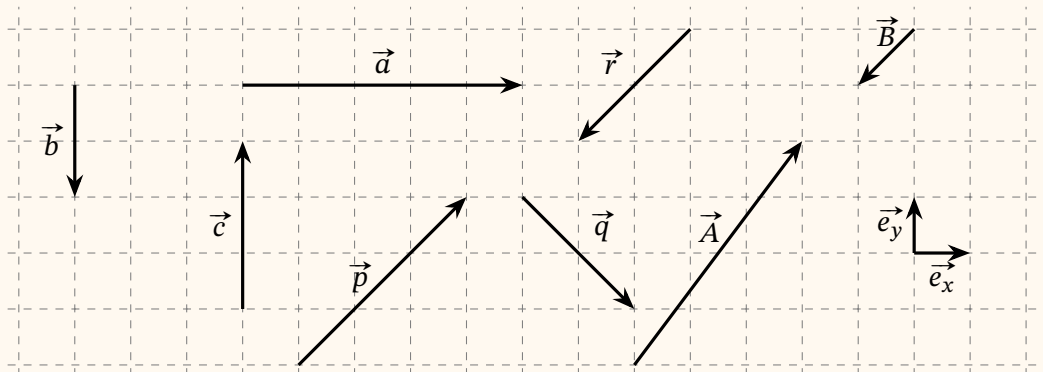
- \vec{a} is **anti-parallel to** \vec{b} . (most common)
- \vec{a} is opposite to \vec{b} .
- \vec{a} and \vec{b} are anti-parallel.
- \vec{a} and \vec{b} are in opposite directions.

Finally, if the angle is 0° ,

- \vec{a} is **in the same direction as** \vec{b} .
- \vec{a} and \vec{b} are in the same direction.

For 0° , we should avoid the word “parallel” because it is ambiguous; some of your readers may think it includes both 0° and 180° cases. Clarity is important in science.

★[C] Vectors are drawn on the grid. Answer the following questions.



- (1) Assume the grid has a spacing of 1. Describe the direction (in English words) and magnitude of each vector. Try to use multiple expressions.
- (2) Describe relationship between the directions of the following vector pairs: $(\vec{a}$ and $\vec{b})$, $(\vec{b}$ and $\vec{c})$, $(\vec{p}$ and $\vec{q})$, $(\vec{p}$ and $\vec{r})$, $(\vec{e}_x$ and $\vec{e}_y)$, and $(\vec{a}$ and $\vec{e}_x)$. For example, “ \vec{a} is perpendicular to \vec{b} ”.
- (3) Draw a vector that is normal to \vec{p} and has a length $\sqrt{8}$.
- (4) Can you draw another vector that is normal to \vec{p} and has a length $\sqrt{8}$, but different from the one you drew in the previous question?

B.2.3 Extra note: How to describe the direction of rotations

To express the direction of rotations or revolution, the words **clockwise** and **counterclockwise** are the best useful. For example, the disk in the right figure is rotating

- counterclockwise as viewed from the positive x -direction,
- clockwise as viewed from the negative x -direction,
- clockwise as viewed toward the positive x -direction.

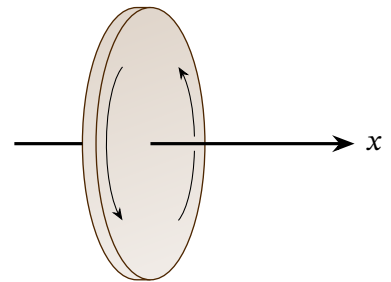
(Notice the difference of last two!) If you are a bit confused, or if you want to be very safe, you may say

- clockwise as viewed from $+x$ toward the origin,

which is the best clear.

If the rotation is about an arrow (or an axis), you may use more professional expressions, “following the right-hand rule” and “following the left-hand rule”. Here, you use your right hand (or left hand), align the thumb to the arrow (or the axis) and curl your fingers. The direction of the curling fingers is the direction of the rotation. For example,

- The above disk is rotating about the x -axis following the *right-hand* rule.



Remark: Later in General Physics lecture, you will learn that any 3d rotations can be described by vectors (called angular speed vectors). For a rotation with the angular speed vector $\vec{\omega}$, the direction of $\vec{\omega}$ describes the axis of the rotation (under the right-hand rule) and $|\vec{\omega}|$ is the angular speed $d\theta/dt$.

B.3 Vector Basics

These are a few basic things that you have learned in highschool, such as

$$\vec{a} = \begin{pmatrix} 1 \\ 2 \end{pmatrix}, \quad \vec{b} = \begin{pmatrix} 4 \\ 4 \end{pmatrix} \quad \Rightarrow \quad \vec{a} + \vec{b} = \begin{pmatrix} 1+4 \\ 2+4 \end{pmatrix} = \begin{pmatrix} 5 \\ 6 \end{pmatrix}.$$

However, we have forgotten that vectors are described by numbers! We need to reinvent everything by thinking *vectors as arrows*. For example, there is a special arrow with length zero:

Definition B.4: Zero vector

There is a special vector $\vec{0}$, called **zero vector**. Its magnitude is 0 (zero) and it has no direction.

Notice that $\vec{0}$ is a vector quantity and $|\vec{0}| = 0$ is a scalar quantity.

★[D] Explain the difference between $\vec{0}$ and 0. Explain why $|\vec{0}| = 0$.

Arrows can be extended or added; *these are our definitions* of scalar multiplication and addition.

Definition B.5: Scalar multiplication

If \vec{v} is a vector and k is a number, $k\vec{v}$ is a vector specified by the following rule:

- If $k > 0$, the direction of $k\vec{v}$ is the same as \vec{v} and the magnitude is k -times larger than \vec{v} .
- If $k < 0$, $k\vec{v}$ is anti-parallel to \vec{v} and the magnitude is $|k|$ -times larger than \vec{v} .
- If $k = 0$, then $k\vec{v}$ is the zero vector.

In other words,

- The magnitude of $k\vec{v}$ is equal to $|k||\vec{v}|$.
- The direction of $k\vec{v}$ is the same as (anti-parallel to) \vec{v} if k is positive (negative).

★[E] Most of first-year students misunderstand the formula

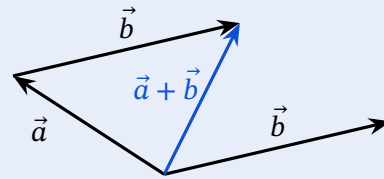
$$|k\vec{v}| = |k| |\vec{v}|. \tag{B.1}$$

Explain the meaning of $|k|$, $|\vec{v}|$, and $|k\vec{v}|$. (They are not the same!) Then, explain the meaning of $|k| |\vec{v}|$. Finally, explain why $|k\vec{v}|$ is equal to $|k| |\vec{v}|$.

[Remark: Here you **cannot** use $\vec{v} = \begin{pmatrix} a \\ b \\ c \end{pmatrix}$ etc. since we have forgotten this expression.]

Definition B.6: Addition

If \vec{a} and \vec{b} are vectors, $\vec{a} + \vec{b}$ is a vector that is obtained by, as in the right figure, placing the tail of \vec{b} at the head of \vec{a} .



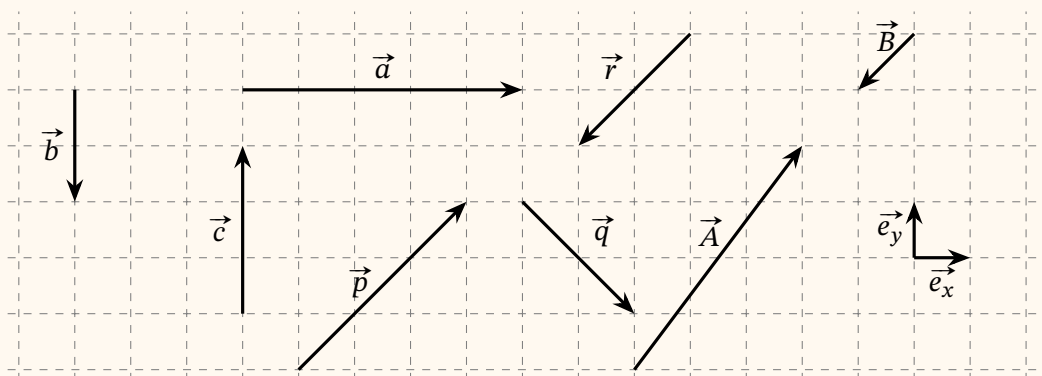
There are two \vec{b} s in the figure but it is not a mistake. The two arrows have the same direction and the same magnitude, so they are the same vector. Both of the two arrows are \vec{b} .

***[F] While $\vec{a} + \vec{a}$ and $2\vec{a}$ are the same vectors, their meaning is slightly different. Explain the difference **based on the above definitions**.

It is not difficult to prove the following formulae from the above definitions:

$$\begin{aligned} \vec{a} + \vec{b} &= \vec{b} + \vec{a}, & p\vec{a} + q\vec{a} &= (p+q)\vec{a}, & \vec{a} + (\vec{b} + \vec{c}) &= (\vec{a} + \vec{b}) + \vec{c}, \\ \vec{a} + \vec{0} &= \vec{a}, & p\vec{a} + p\vec{b} &= p(\vec{a} + \vec{b}), & |\vec{a} + \vec{b}| &\leq |\vec{a}| + |\vec{b}|. \end{aligned} \quad (\text{B.2})$$

★[G] Vectors are drawn on the grid, which has a spacing of 1.



- (1) Describe \vec{a} by using \vec{e}_x (and a number). Describe \vec{b} and \vec{c} by using \vec{e}_y .
- (2) Describe \vec{B} by using \vec{r} . Describe \vec{p} by using \vec{r} .
- (3) Describe \vec{A} and \vec{B} by using \vec{e}_x and \vec{e}_y .
- (4) Describe \vec{e}_x and \vec{e}_y by using \vec{A} and \vec{B} . [Hint: See your answer of the previous problem.]
- (5) A vector $\vec{\beta}$ has the same direction as \vec{b} but its magnitude is 1. Describe $\vec{\beta}$ by using \vec{b} . Also, draw $\vec{\beta}$ in the above grid.

★[H] Consider a vector \vec{s} whose length is 3, i.e., $|\vec{s}| = 3$.

- (1) Calculate the magnitude of $2\vec{s}$, $-3\vec{s}$, $0\vec{s}$, and $\frac{\vec{s}}{|\vec{s}|}$.

Consider another vector \vec{w} , whose magnitude is not zero. We define $\vec{e}_w = \frac{\vec{w}}{|\vec{w}|}$.

- (2) Calculate the magnitude of \vec{e}_w .

Consider another vector $\vec{t} = -3\vec{s}$. Assume k is a real number.

- (3) Calculate the magnitude of \vec{t} and $k\vec{t}$. [Hint: k can be negative.]
 (4) If $|\vec{s} + k\vec{t}| = 0$, what is k ?
 (5) Find the magnitude and the direction of $\vec{s} + k\vec{t}$.

**[I] Probably you agree with the six equations in (B.2), but it is more excellent if you can explain *why* you agree with something. Try to explain why each equation in (B.2) is true. However, you need to explain it based only on the above definitions; you cannot use expressions like $\vec{v} = \begin{pmatrix} a \\ b \end{pmatrix}$ in the explanation.
 [Hint: You are asked to put your thought into English words.]

Here is one more important concept:

Definition B.7: Unit vector

If a vector has a magnitude of one, it is called a **unit vector**.

If \vec{a} is not the zero vector,

- the unit vector in the same direction as \vec{a} is given by $\frac{\vec{a}}{|\vec{a}|}$.

We write it as \hat{a} (hat + arrow).

Remark: In the textbook, vectors are written by \vec{a} and unit vectors are written by \hat{a} . Since this notation may cause confusion among some students (especially in General Physics 2), Sho will use $\vec{\hat{a}}$, i.e., put both hat and arrow, for unit vectors.

★[J] Assume \vec{e} is a unit vector and k is a real constant. Assume $\vec{a} \neq \vec{0}$.

- (1) Find the magnitude of $-3\vec{e}$.
- (2) Find the magnitude of $k\vec{e}$, $k^2\vec{e}$, $k^2\vec{e}/5$, and $-k\vec{e}$.
- (3) Find the magnitude of $\frac{\vec{a}}{|\vec{a}|}$, $\frac{k\vec{a}}{|\vec{a}|}$, and $\frac{-k\vec{a}}{|\vec{a}|}$. [Hint: Are they scalar? or vector?]

★[K] Consider \vec{a} and \vec{b} , which satisfy $|\vec{a}| = 3$ and $|\vec{b}| \neq 0$. Assume $k > 0$.

- (1) Find the unit vector whose direction is the same as \vec{a} .
- (2) Find the vector whose direction is the same as \vec{a} and has a magnitude of 3.
- (3) Find the vector whose direction is the same as \vec{a} and has a magnitude of 6.
- (4) Find the vector whose direction is the same as \vec{a} and has a magnitude of k .
- (5) Find the unit vector that is anti-parallel to \vec{a} .
- (6) Find the vector that is anti-parallel to \vec{a} and has a magnitude of k .
- (7) Find the unit vector whose direction is the same as \vec{b} .
- (8) Find the vector which is in the same direction as \vec{b} and has a magnitude of k .

★[L] Consider two points A and B and assume the distance between them is 5. We can consider the vector \vec{AB} , which is an arrow pointing from A to B.

- (1) Calculate $|\vec{AB}|$.
- (2) Describe the unit vector whose direction is the same as \vec{AB} .
- (3) Assume $\vec{F} = \frac{k}{4\pi} \frac{\vec{AB}}{|\vec{AB}|^3}$, where k is a real number. Describe the direction and magnitude of \vec{F} .

***[M] Consider \vec{s} and \vec{t} , which satisfy $|\vec{s}| = 3$ and $|\vec{t}| = 2$. Assume $k > 0$.

- (1) Do we know $|\vec{s} + \vec{t}|$? If yes, calculate it. If no, explain why we do not know it.
- (2) Calculate the magnitude of the vector $\frac{\vec{s} + \vec{t}}{|\vec{s} + \vec{t}|}$.
- (3) Find the unit vector whose direction is the same as $\vec{s} + \vec{t}$.
- (4) Find the vector which is in the same direction as $\vec{s} + \vec{t}$ and has a magnitude of k .

**[N] Consider \vec{s} and \vec{t} , which satisfy $|\vec{s}| = 3$ and $|\vec{t}| = 2$. Find the minimal and maximal values of $|\vec{s} + \vec{t}|$ and when they are achieved.

B.4 Inner product

Now we want to discuss inner product of vectors. However, we (still) have forgotten that vectors are described by numbers! We have to define the inner product in a different way.

Definition B.8: Inner product

For vectors \vec{a} and \vec{b} , the **inner product** of \vec{a} and \vec{b} is defined by

$$\vec{a} \cdot \vec{b} := |\vec{a}| |\vec{b}| \cos \theta, \quad \text{where } \theta \text{ is the angle between } \vec{a} \text{ and } \vec{b}.$$

Notice this definition only uses the magnitude and the direction of vectors. Now it is straightforward to prove the next formula (*extremely important!*)

(1) For any vector \vec{a} , $\vec{a} \cdot \vec{a} = |\vec{a}|^2$

★[O] Prove this formula only from the above definition. Prove $|\vec{a}| = \sqrt{\vec{a} \cdot \vec{a}}$.

There are a few more important formulae: for any vectors \vec{a} , \vec{b} , and \vec{c} and any number k ,

(2) $\vec{a} \cdot \vec{b} = \vec{b} \cdot \vec{a}$,

(3) $(k\vec{a}) \cdot \vec{b} = k(\vec{a} \cdot \vec{b})$,

(4) $\vec{a} \cdot \vec{b} = 0$ if $\vec{a} = \vec{0}$, $\vec{b} = \vec{0}$, or \vec{a} is perpendicular to \vec{b} .

(4') If $\vec{a} \neq \vec{0}$, $\vec{b} \neq \vec{0}$, and $\vec{a} \cdot \vec{b} = 0$, then \vec{a} is perpendicular to \vec{b} .

(5) $-|\vec{a}| |\vec{b}| \leq \vec{a} \cdot \vec{b} \leq |\vec{a}| |\vec{b}|$,

(6) $(\vec{a} + \vec{b}) \cdot \vec{c} = \vec{a} \cdot \vec{c} + \vec{b} \cdot \vec{c}$.

**[P] Explain why the above formulae (2) (3) (4) (4') and (5) are correct.

[Hint: We skip the proof of (6) because it is a bit complicated.]

★[Q] Explain why the following equations are correct.

(a) $(\vec{a} + \vec{b}) \cdot \vec{a} = |\vec{a}|^2 + \vec{a} \cdot \vec{b}$ (b) $|\vec{a} + \vec{b}|^2 = |\vec{a}|^2 + 2\vec{a} \cdot \vec{b} + |\vec{b}|^2$

★[R] Two vectors \vec{a} and \vec{b} satisfy $|\vec{a}| = 2$, $|\vec{b}| = 3$, and $\vec{a} \cdot \vec{b} = 3$. Assume x , y , p , and q are real numbers.

- (1) Calculate the angle between \vec{a} and \vec{b} .
- (2) Calculate $|\vec{a}|^2 + 2\vec{a} \cdot \vec{b} + |\vec{b}|^2$.
- (3) Calculate $|\vec{a} + \vec{b}|$.
- (4) Explain why $|x\vec{a} + y\vec{b}|^2$ **is not** equal to $x^2 + y^2$.
- (5) Calculate the magnitude of the vectors $4\vec{a} + 3\vec{b}$ and $x\vec{a} + y\vec{b}$.

Two other vectors \vec{e}_1 and \vec{e}_2 satisfy $|\vec{e}_1| = 1$, $|\vec{e}_2| = 1$, and $\vec{e}_1 \cdot \vec{e}_2 = 0$.

- (6) Calculate the angle between \vec{e}_1 and \vec{e}_2 .
- (7) Explain why $(p\vec{e}_1 + q\vec{e}_2) \cdot (x\vec{e}_1 + y\vec{e}_2)$ **is** equal to $px + qy$.
- (8) Explain why $|x\vec{e}_1 + y\vec{e}_2|^2$ **is** equal to $x^2 + y^2$.
- (9) Explain why $|x\vec{e}_1 + y\vec{e}_2|$ **is** equal to $\sqrt{x^2 + y^2}$.
- (10) Calculate the magnitude of the vectors $4\vec{e}_1 + 3\vec{e}_2$ and $x\vec{e}_1 + y\vec{e}_2$.

***[S] Consider the same vectors \vec{a} , \vec{b} , \vec{e}_1 , and \vec{e}_2 given in the previous problem.

Two vectors \vec{s} and \vec{t} are given by $\vec{s} = 3\vec{a} + 3\vec{b}$ and $\vec{t} = 2\vec{a} - \vec{b}$.

- (1) Calculate $|\vec{s}|$, $|\vec{t}|$, and $\vec{s} \cdot \vec{t}$. Find the angle between \vec{s} and \vec{t} .
- (2) Assume $\vec{u} = \vec{a} + k\vec{b}$ is perpendicular to \vec{s} . Find the value of a real number k .

Two vectors \vec{S} and \vec{T} are given by $\vec{S} = 3\vec{e}_1 + 3\vec{e}_2$ and $\vec{T} = 2\vec{e}_1 - \vec{e}_2$.

- (3) Calculate $|\vec{S}|$, $|\vec{T}|$, and $\vec{S} \cdot \vec{T}$. Find the angle between \vec{S} and \vec{T} .
- (4) Assume $\vec{U} = \vec{e}_1 + K\vec{e}_2$ is perpendicular to \vec{S} . Find the value of a real number K .

Now, assume $\vec{p} = a\vec{e}_1 + b\vec{e}_2$, which is not equal to $\vec{0}$.

- (5) Calculate $|\vec{p}|$, $\vec{p} \cdot \vec{e}_1$, and $\vec{p} \cdot \vec{e}_2$. Check that $\vec{p} = (\vec{p} \cdot \vec{e}_1)\vec{e}_1 + (\vec{p} \cdot \vec{e}_2)\vec{e}_2$.
- (6) Find the unit vector whose direction is the same as \vec{p} .

****[T]** Let $\vec{a} = a_1 \vec{i} + a_2 \vec{j} + a_3 \vec{k}$ and $\vec{b} = b_1 \vec{i} + b_2 \vec{j} + b_3 \vec{k}$.

(1) First, assume that \vec{i} , \vec{j} , and \vec{k} are (any) vectors. Fill in the blanks:

$$|\vec{a}|^2 = a_1^2 |\vec{i}|^2 + 2a_1 a_2 (\vec{i} \cdot \vec{j}) + \boxed{\phantom{a_2^2 |\vec{j}|^2}} + a_3^2 |\vec{k}|^2,$$

$$\vec{a} \cdot \vec{b} = a_1 b_1 |\vec{i}|^2 + a_1 b_2 (\vec{i} \cdot \vec{j}) + \boxed{\phantom{a_2 b_2 |\vec{j}|^2}} + a_3 b_3 |\vec{k}|^2.$$

Now, assume they satisfy $|\vec{i}| = |\vec{j}| = |\vec{k}| = 1$ and $\vec{i} \cdot \vec{j} = \vec{j} \cdot \vec{k} = \vec{k} \cdot \vec{i} = 0$.

(2) Simplify the above two equations.

(3) By using $a_{1,2,3}$, $b_{1,2,3}$, \vec{i} , \vec{j} , and \vec{k} , express \hat{a} (the unit vector in \vec{a} 's direction) and the angle between \vec{a} and \vec{b} .

****[U]** Three vectors \vec{A} , \vec{B} , and \vec{C} satisfy $|\vec{A}| = 2$, $|\vec{B}| = 3$, $\vec{A} \cdot \vec{B} = 3\sqrt{2}$, and $\vec{A} \cdot \vec{C} = -1$.

(1) Find the angle between \vec{A} and \vec{B} .

(2) Calculate $|\vec{A} + \vec{B}|^2$, $|\vec{A} - \vec{B}|^2$, and $|2\vec{A} + 4\vec{B}|^2$.

(3) Calculate $(\vec{A} - 2\vec{B}) \cdot (2\vec{A} + \vec{B} + \vec{C}) + 2\vec{B} \cdot \vec{C}$.

(4) Assume $|\vec{A} + k\vec{B}| = \sqrt{10}$. Find the value of k .

(5) Assume $\vec{B} + c\vec{C}$ is perpendicular to \vec{A} . Find the value of c .

(6) What do we know about the values of $|\vec{C}|$ and $|\vec{A} - \vec{C}|$?

***[M]** Two vectors \vec{e}_x and \vec{e}_y satisfy $|\vec{e}_x| = |\vec{e}_y| = 1$ and $\vec{e}_x \cdot \vec{e}_y = 0$. Define

$$\vec{a}_x = \frac{1}{2}\vec{e}_x + \frac{1}{2}\vec{e}_y,$$

$$\vec{f}_x = \vec{e}_x \cos \theta + \vec{e}_y \sin \theta,$$

$$\vec{a}_y = \vec{e}_x + \frac{1}{2}\vec{e}_y,$$

$$\vec{f}_y = -\vec{e}_x \sin \theta + \vec{e}_y \cos \theta.$$

First, consider $\vec{A} = A\vec{a}_x + B\vec{a}_y$.

(1) Calculate $\vec{a}_x \cdot \vec{a}_y$, $|\vec{a}_x|$, and $|\vec{a}_y|$. Also, calculate $|\vec{A}|$.

(2) Write down \vec{A} by using \vec{e}_x , \vec{e}_y , A , and B .

Next, consider $\vec{P} = P\vec{f}_x + Q\vec{f}_y$ and $\vec{S} = S\vec{f}_x + T\vec{f}_y$.

(3) Calculate $\vec{f}_x \cdot \vec{f}_y$, $|\vec{f}_x|$, and $|\vec{f}_y|$.

(4) Calculate $\vec{P} \cdot \vec{S}$, $|\vec{P}|$, and $|\vec{S}|$.

(5) Write down \vec{P} by using \vec{e}_x , \vec{e}_y , P , Q , and θ .

(6) Write down \vec{e}_x and \vec{e}_y by using \vec{f}_x , \vec{f}_y , and θ .

(7) Verify the following equation is correct:

$$\vec{P} = (\vec{P} \cdot \vec{f}_x)\vec{f}_x + (\vec{P} \cdot \vec{f}_y)\vec{f}_y = (\vec{P} \cdot \vec{e}_x)\vec{e}_x + (\vec{P} \cdot \vec{e}_y)\vec{e}_y$$

B.5 Cross product

The definition of the cross product may also be different from highschool mathematics.

Definition B.9: Cross product

For vectors \vec{a} and \vec{b} , the **cross product** of \vec{a} and \vec{b} is defined as follows:

- it is a vector and denoted by $\vec{a} \times \vec{b}$;
- its magnitude $|\vec{a} \times \vec{b}|$ is given by $|\vec{a}||\vec{b}| \sin \theta$, where θ is the angle between \vec{a} and \vec{b} ;
- if the magnitude is not zero, its direction is specified so that
 - $\vec{a} \times \vec{b}$ is perpendicular to both \vec{a} and \vec{b} ;
 - The triplet $(\vec{a}, \vec{b}, \vec{a} \times \vec{b})$ satisfies the right-hand rule.

Here, “ $(\vec{p}, \vec{q}, \vec{r})$ satisfies the right-hand rule” means that if you hold your right hand so that your thumb points in the direction of \vec{p} and your index finger \vec{q} , then your middle finger points in the direction of \vec{r} . Or, if you draw \vec{p} upward and \vec{q} leftward on a sheet, then $\vec{p} \times \vec{q}$ points out of the sheet toward you^{#6}.

^{#6}: More precisely, if \vec{p} and \vec{q} are on the sheet and the direction of \vec{q} is θ clockwise from \vec{p} with $0^\circ < \theta < 180^\circ$, then $\vec{p} \times \vec{q}$ is normal to the sheet and points out of the sheet. If $180^\circ < \theta < 360^\circ$, then $\vec{p} \times \vec{q}$ is normal to the sheet and points toward the sheet.

The following properties are important: for any vectors \vec{a} , \vec{b} , and \vec{c} and any real number k ,

- (1) $\vec{a} \times \vec{a} = \vec{0}$.
- (2) $\vec{a} \times \vec{b} = -\vec{b} \times \vec{a}$.
- (3) $(\vec{a} + \vec{b}) \times \vec{c} = \vec{a} \times \vec{c} + \vec{b} \times \vec{c}$.
- (4) $0 \leq |\vec{a} \times \vec{b}| \leq |\vec{a}||\vec{b}|$.
- (5) $(k\vec{a}) \times \vec{b} = \vec{a} \times (k\vec{b}) = k(\vec{a} \times \vec{b})$.

Furthermore, cross products have the following properties: we can prove the following formulae:

- (6) $\vec{a} \times \vec{0} = \vec{0} \times \vec{a} = \vec{0}$.
- (7) $\vec{a} \times \vec{b} = \vec{0}$ if \vec{a} and \vec{b} are parallel or anti-parallel.
- (8) $\vec{a} \cdot (\vec{a} \times \vec{b}) = \vec{b} \cdot (\vec{a} \times \vec{b}) = 0$.
- (9) $(\vec{a} \cdot \vec{b})^2 + |\vec{a} \times \vec{b}|^2 = |\vec{a}|^2 |\vec{b}|^2$.
- (10) $\vec{a} \cdot (\vec{b} \times \vec{c}) = \vec{b} \cdot (\vec{c} \times \vec{a}) = \vec{c} \cdot (\vec{a} \times \vec{b})$.
- (11) $\vec{a} \times (\vec{b} \times \vec{c}) = (\vec{a} \cdot \vec{c})\vec{b} - (\vec{a} \cdot \vec{b})\vec{c}$.

****[W]** Explain why the above formulae (1), (2), (4), and (6)–(9) are valid. You can use only the above definitions. [Hint: We skip (3) because its proof is extremely complicated.]

★[X] (1) Explain why $(\vec{a} + \vec{b}) \times \vec{a} = -\vec{a} \times \vec{b}$.
 (2) See the vectors in Problem [C]. Describe $\vec{a} \times \vec{b}$, $\vec{b} \times \vec{a}$, $\vec{b} \times \vec{c}$, and $\vec{a} \times \vec{p}$.

***[Y] Three vectors \vec{e}_x , \vec{e}_y , and \vec{e}_z satisfy

$$|\vec{e}_x| = |\vec{e}_y| = |\vec{e}_z| = 1, \quad \vec{e}_x \times \vec{e}_y = \vec{e}_z, \quad \vec{e}_y \times \vec{e}_z = \vec{e}_x, \quad \vec{e}_z \times \vec{e}_x = \vec{e}_y.$$

(1) Calculate $\vec{e}_x \cdot \vec{e}_y$. Find the angles among \vec{e}_x , \vec{e}_y , and \vec{e}_z .

(2) Expand $(a\vec{e}_x + b\vec{e}_y + c\vec{e}_z) \times (p\vec{e}_x + q\vec{e}_y + r\vec{e}_z)$ and simplify.

[Hint: You are asked to do the similar operation as in Problem [T](1).]

B.6 Operation on vectors – Introduction to the Vector/Scalar/Not game

Let's summarize what we have discussed: with k being a real number and \vec{a} and \vec{b} being vectors,

- **magnitude:** $|\vec{a}|$ (\leftarrow scalar)
- **scalar multiplication:** $k\vec{a}$ (\leftarrow vector)
- **addition:** $\vec{a} + \vec{b}$ (\leftarrow vector)
- **inner product:** $\vec{a} \cdot \vec{b}$ (\leftarrow scalar)
- **cross product:** $\vec{a} \times \vec{b}$ (\leftarrow vector)

For vectors, **you only need to learn these operations!** In other words, only these operations are possible on vectors, and any complicated expressions, such as

$$\frac{\vec{a} \times \vec{b} + (\vec{x} \cdot \vec{y})\vec{d}}{(\vec{a} \cdot \vec{b})|\vec{b} \times \vec{c} + \vec{d}|}$$

can be obtained by combining these five.

Remark: The numerator is the sum of two vectors: $\vec{a} \times \vec{b}$ plus $(\vec{x} \cdot \vec{y})\vec{d}$. Here, $\vec{x} \cdot \vec{y}$ is just a number. The denominator has two numbers: $\vec{a} \cdot \vec{b}$ and $|\vec{b} \times \vec{c} + \vec{d}|$, where the latter is the magnitude of the vector $\vec{b} \times \vec{c} + \vec{d}$.

Therefore, **we cannot do any other operations.** For example, these are all **invalid** expression:

$$(\vec{a})^2, \quad \frac{1}{\vec{a}}, \quad k + \vec{a}, \quad \vec{a}\vec{b}, \quad \sqrt{\vec{a}}, \quad \frac{\vec{a}}{\vec{a}}, \quad a + \vec{a}, \quad \vec{a} \cdot \vec{b} + \vec{a} \times \vec{b}, \quad (\vec{a} + \vec{b})\vec{c};$$

these never appears in correct math equations and do not express any mathematical concept.

Now, let's try the **Vector/Scalar/Not game**.

★[Z] For each expression, answer **V** if it is vector; **S** if it is scalar, and **N** if it is an invalid expression (neither vector nor scalar).

| | | | | |
|---------------------------------------|---|---|---|---|
| $3 + \vec{a} $ | $\vec{a} - \vec{b}$ | $\vec{a}\vec{b}$ | \vec{a}/\vec{b} | $\vec{p} \times (\vec{q} \times \vec{r})$ |
| $3\vec{a}$ | $\vec{0} + 1$ | $\vec{0}$ | $-\vec{a}$ | $\vec{p} \cdot (\vec{q} \times \vec{r})$ |
| $3 \times \vec{a}$ | $\vec{k} \times \vec{a}$ | $x + \vec{a} $ | $ \vec{a} ^{-1}\vec{a}$ | $p \times (\vec{q} \times \vec{r})$ |
| $\frac{1}{\vec{x} + \vec{y}}$ | $\frac{x+y}{ \vec{x} + \vec{y} }$ | $\frac{\vec{x} + \vec{y}}{ \vec{x} + \vec{y} }$ | $\frac{\vec{x} + \vec{y}}{\vec{x} + \vec{y}}$ | $\vec{p}(\vec{q} \times \vec{r})$ |
| $\frac{1}{(\vec{a} \cdot \vec{b})^2}$ | $\frac{\vec{a}}{(\vec{a} \cdot \vec{b})^2}$ | $\frac{1}{(\vec{a})^2}$ | $\frac{1}{ \vec{a} ^2}$ | $p(\vec{q} \times \vec{r})$ |

B.7 Axes and Components

Sho wants to emphasize a remarkable fact: in all our discussions so far, **we have not talked about the components of vectors!** In highschool, vectors are expressed as $\vec{a} = (5, -7)$, where 5 is the x -component and -7 is the y -component. However, our discussion so far does not include this form of vectors; we have not defined x - or y -axes yet.

This fact demonstrates that the aforementioned concepts, including inner product and cross product, are free from a coordinate system (x , y , and z -axes) or from the component-wise notation. **Vectors are independent of any coordinate system** and the notations $(5, -7)$ etc. are *superficial*.

It is not so surprising in physics. Physics discusses phenomena in this Universe, but our Universe does not have any x - or y -direction predefined. Axes and coordinates are artificial, human-made concepts. **We** define x -, y -, and z -axes so that we can easily calculate vectors and we can clearly express the vector direction in this three-dimensional universe.

Now, in order to discuss our *three-dimensional* universe, we will introduce coordinate systems with *three* axes. The **Cartesian coordinate system** is the simplest coordinate system. It has x -axis, y -axis, and z -axis, and these axes are defined so that each one is perpendicular to the other two axes. Namely, if we *define*

Definition B.10: Unit vectors representing the axes

The symbol \vec{e}_x denotes the unit vector in the positive x -direction; \vec{e}_y and \vec{e}_z are similarly defined. (In the textbook, they are denoted by \hat{i} , \hat{j} , and \hat{k} . Please not be confused.)

then

- any vectors $k\vec{e}_x$ with $k > 0$ (such as \vec{e}_x , $2\vec{e}_x$, or $\pi\vec{e}_x$) direct toward the positive x -direction,
- any vectors $k\vec{e}_z$ with $k < 0$ direct toward the negative z -direction, and
- the *basis vectors* satisfy $\vec{e}_x \cdot \vec{e}_y = 0$, $\vec{e}_y \cdot \vec{e}_z = 0$, and $\vec{e}_z \cdot \vec{e}_x = 0$.

Beware that the Cartesian coordinate system is not unique but two-fold. Draw x - and y -axis so that $\vec{e}_x \cdot \vec{e}_y = 0$ and observe you have two (and only two) options for the z -axis direction. In physics, we always use **right-handed Cartesian coordinate system**:

Definition B.11: Right-handed Cartesian Coordinate system

The **Cartesian coordinate system** is characterized by unit vectors $(\vec{e}_x, \vec{e}_y, \vec{e}_z)$ satisfying

$$|\vec{e}_x| = |\vec{e}_y| = |\vec{e}_z| = 1, \quad \vec{e}_x \cdot \vec{e}_y = \vec{e}_y \cdot \vec{e}_z = \vec{e}_z \cdot \vec{e}_x = 0; \quad (\text{B.3})$$

namely, with x -, y -, and z -axes chosen so that they are perpendicular to each other.

Right-handed Cartesian coordinate system is defined so that the triplet $(\vec{e}_x, \vec{e}_y, \vec{e}_z)$ satisfies the right-hand rule. In other words, they satisfy

$$\vec{e}_x \times \vec{e}_y = \vec{e}_z, \quad \vec{e}_y \times \vec{e}_z = \vec{e}_x, \quad \vec{e}_z \times \vec{e}_x = \vec{e}_y \quad (\text{B.4})$$

So, you *have to* draw z -axis so that (1) it is normal to both x - and y -axes and (2) they corresponds to $\langle x\text{-axis} \rightarrow \text{thumb} \rangle$, $\langle y\text{-axis} \rightarrow \text{index finger} \rangle$, $\langle z\text{-axis} \rightarrow \text{middle finger} \rangle$ of your **right** hand. (Observe that you get a different result if you use your left hand.)

Remark: The definition of cross product uses right-hand rule because we use right-handed Cartesian coordinate system.

After we define the axes, we can express vectors in their components:

Definition B.12: Components of vectors

If a vector \vec{v} can be written by

$$\vec{v} = A\vec{e}_x + B\vec{e}_y + C\vec{e}_z,$$

we say A is the x -component of \vec{v} , B is the y -component of \vec{v} , and C is the z -component of \vec{v} . We write this vector \vec{v} as

$$\vec{v} = \begin{pmatrix} A \\ B \\ C \end{pmatrix},$$

where a Cartesian coordinate system is assumed (but it is *understood* and not explicitly written).

It may be helpful to understand this rule as the identification of $A\vec{e}_x + B\vec{e}_y + C\vec{e}_z \longleftrightarrow \begin{pmatrix} A \\ B \\ C \end{pmatrix}$. Check

that $\vec{e}_x \longleftrightarrow \begin{pmatrix} 1 \\ 0 \\ 0 \end{pmatrix}$, $\vec{e}_y \longleftrightarrow \begin{pmatrix} 0 \\ 1 \\ 0 \end{pmatrix}$, $\vec{e}_z \longleftrightarrow \begin{pmatrix} 0 \\ 0 \\ 1 \end{pmatrix}$, etc. are correct.

Remark: You probably use the horizontal notation (A, B, C) in highschool. In university, try to use this vertical notation $\begin{pmatrix} A \\ B \\ C \end{pmatrix}$ because it is consistent with the notation of matrices and thus natural when you learn linear algebra.

In practice, we simply use the equal sign: $\vec{v} = 2\vec{e}_x + \vec{e}_y - 3\vec{e}_z = \begin{pmatrix} 2 \\ 1 \\ -3 \end{pmatrix}$, $-\vec{e}_z = \begin{pmatrix} 0 \\ 0 \\ -1 \end{pmatrix}$, etc.

Remark: Consider the equation

$$\begin{pmatrix} 3 \\ 2 \end{pmatrix} + \begin{pmatrix} 5 \\ -3 \end{pmatrix} = \begin{pmatrix} 8 \\ -1 \end{pmatrix}.$$

This was a kind of *definition* in high school mathematics, but in this Boot Camp, this equation *should be proved* by the following way:

$$\begin{pmatrix} 3 \\ 2 \end{pmatrix} + \begin{pmatrix} 5 \\ -3 \end{pmatrix} \longleftrightarrow (3\vec{e}_x + 2\vec{e}_y) + (5\vec{e}_x - 3\vec{e}_y) = (3 + 5)\vec{e}_x + (2 - 3)\vec{e}_y \longleftrightarrow \begin{pmatrix} 8 \\ -1 \end{pmatrix},$$

where we have used Eq. (B.2) at the equal (=) symbol.

Remark: It might be interesting to observe the following transformation:

$$\begin{aligned}
 \vec{x} &= (p\vec{e}_x + q\vec{e}_y + r\vec{e}_z) & \xleftrightarrow{!!} & \vec{x} = \begin{pmatrix} p \\ q \\ r \end{pmatrix} \\
 &= (p\vec{e}_x) + (q\vec{e}_y) + (r\vec{e}_z) & \xleftrightarrow{!!} & = \begin{pmatrix} p \\ 0 \\ 0 \end{pmatrix} + \begin{pmatrix} 0 \\ q \\ 0 \end{pmatrix} + \begin{pmatrix} 0 \\ 0 \\ r \end{pmatrix} \\
 &= p(\vec{e}_x) + q(\vec{e}_y) + r(\vec{e}_z) & \xleftrightarrow{!!} & = p \begin{pmatrix} 1 \\ 0 \\ 0 \end{pmatrix} + q \begin{pmatrix} 0 \\ 1 \\ 0 \end{pmatrix} + r \begin{pmatrix} 0 \\ 0 \\ 1 \end{pmatrix}
 \end{aligned}$$

In university mathematics, vectors are *defined* based on these equations.

*****[AA]** Let $\vec{A} = \begin{pmatrix} a \\ b \\ c \end{pmatrix}$ and $\vec{B} = \begin{pmatrix} p \\ q \\ r \end{pmatrix}$. **Prove** the following equations.

- (1) $|\vec{A}| = \sqrt{a^2 + b^2 + c^2}$
- (2) $\vec{A} \cdot \vec{B} = ap + bq + cr$
- (3) $\vec{A} \times \vec{B} = \begin{pmatrix} br - cq \\ cp - ar \\ aq - bp \end{pmatrix}$

[Hint: Actually, you have already proved these equations in the previous problems. For (1) or (2), check your answer to Problems [\[R\]](#) and [\[T\]](#). For (3), see Problem [\[U\]](#).]

***[BB]** Verify that $\vec{v} = \begin{pmatrix} \vec{v} \cdot \vec{e}_x \\ \vec{v} \cdot \vec{e}_y \\ \vec{v} \cdot \vec{e}_z \end{pmatrix}$. Review Problem [\[V\]](#) and think why Sho includes that problem in this Boot Camp.

B.8 Position Vectors

★[CC] Three points are defined at the right.

(1) Define a point O (at any place).

Based on your point O, we define $\vec{a} = \overrightarrow{OA}$, $\vec{b} = \overrightarrow{OB}$,
and $\vec{c} = \overrightarrow{OC}$.

(2) Draw \vec{a} , \vec{c} , and $\vec{b} + \vec{c}$.

(3) Draw $\vec{b} - \vec{a}$ and $\vec{a} - \vec{c}$.

(4) Express \overrightarrow{AB} by using \vec{a} and \vec{b} .

(5) We want to define M so that $\overrightarrow{OM} = (\vec{b} + \vec{c})/2$. Draw $(\vec{b} + \vec{c})/2$. Where is M?

(6) Let G be the geometric center of the triangle ABC. Show that $\overrightarrow{OG} = (\vec{a} + \vec{b} + \vec{c})/3$.

This problem describes the last topic of this Boot Camp, which is important in General Physics 2. Namely, by defining a point O, we can identify a position (in xyz-space) and a vector.

point A $\overset{!!}{\longleftrightarrow} \vec{a}$, point B $\overset{!!}{\longleftrightarrow} \vec{b}$, point M $\overset{!!}{\longleftrightarrow} \vec{m}$, point G $\overset{!!}{\longleftrightarrow} \vec{g}$, etc.

Definition B.13: Position vectors

We can identify a point P by a vector \overrightarrow{OP} , which is called a **position vector** of Point P. This is **one-to-one correspondence**, i.e., $\overrightarrow{OP} = \overrightarrow{OQ}$ if and only if P and Q are the same point; different points have different position vectors, and different vectors represent different points.

Sho often writes $P(\vec{p})$ to express that \vec{p} is the position vector of Point P, i.e., $\vec{p} = \overrightarrow{OP}$.

Position vectors are useful because of the following properties:

- $\overrightarrow{AB} = \vec{b} - \vec{a}$ for points A and B.
- The midpoint of A and B is given by $(\vec{a} + \vec{b})/2$.
- Any points between A and B is given by $(1 - t)\vec{a} + t\vec{b}$ with $0 < t < 1$.
- Consider a line (with infinite length) passing through A and B. Any points on the line is given by $(1 - t)\vec{a} + t\vec{b}$, where t is any real number.
- The geometric center of A, B, and C is given by $(\vec{a} + \vec{b} + \vec{c})/3$.

Notice that these properties are independent of the choice of Point O, as you have observed in the previous problem.

★[DD] Draw two Points A(\vec{a}) and B(\vec{b}) as you like. Namely, we consider two points A and B and define $\vec{a} := \overrightarrow{OA}$ and $\vec{b} := \overrightarrow{OB}$.

- (1) Explain why $\overrightarrow{AB} = \vec{b} - \vec{a}$.
- (2) Explain why $\overline{AB} = |\vec{a} - \vec{b}|$, where \overline{AB} is the distance between A and B.
- (3) Explain why $\overline{AB} = \sqrt{|\vec{a}|^2 - 2\vec{a} \cdot \vec{b} + |\vec{b}|^2}$.
- (4) Consider a point P defined by $\overrightarrow{OP} = \overrightarrow{OA} + (1/2)\overrightarrow{AB}$. Draw Point P.
- (5) Check that $\overrightarrow{OP} = (\vec{a} + \vec{b})/2$.

★[EE] Consider two points A(\vec{a}) and B(\vec{b}). Two vectors are defined as

$$\vec{F}_1 = \frac{q}{4\pi C |\vec{b} - \vec{a}|^3} (\vec{b} - \vec{a}) \quad \vec{F}_2 = \frac{q}{4\pi C |\vec{a} - \vec{b}|^3} (\vec{a} - \vec{b}),$$

where q and C are real constants; $q \neq 0$ and $C > 0$, but q can be positive and negative.

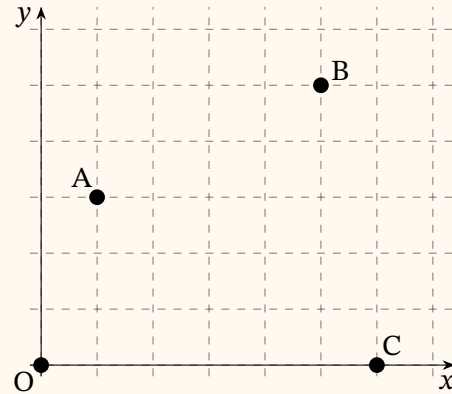
- (1) Express \vec{F}_1 by using \overrightarrow{AB} but not using \vec{a} and \vec{b} .
- (2) Explain why $\vec{F}_1 = -\vec{F}_2$.
- (3) Calculate the magnitude of \vec{F}_1 and \vec{F}_2 .
- (4) Describe the direction of \vec{F}_1 and \vec{F}_2 .
[Hint: Answer will be <it is in the same direction as \overrightarrow{AB} > or <it is anti-parallel to \overrightarrow{AB} >.]

Assume \vec{e}_1 is the unit vector in the same direction as \vec{F}_1 and \vec{e}_2 is the unit vector in the same direction as \vec{F}_2 .

- (5) Explain why $\vec{e}_1 = \frac{q}{|q|} \frac{\vec{b} - \vec{a}}{|\vec{b} - \vec{a}|}$.
- (6) Explain why \vec{e}_1 and \vec{e}_2 are anti-parallel.
- (7) Explain why $\vec{F}_1 = \frac{|q|}{4\pi C} \frac{\vec{e}_1}{|\vec{b} - \vec{a}|^2}$.

★[FF] Points $A(\vec{a})$, $B(\vec{b})$, and $C(\vec{c})$ are drawn on the grid, which has a spacing of 1.

- (1) Express \vec{a} and \vec{c} by using \vec{e}_x and \vec{e}_y .
- (2) Express \vec{a} and \vec{c} by its components, i.e., in the $\begin{pmatrix} x \\ y \end{pmatrix}$ notation.
- (3) Express \vec{AB} , \vec{AC} , \vec{BC} , \vec{BA} , and \vec{CB} by using \vec{a} , \vec{b} , and \vec{c} .
- (4) Express \vec{AB} by using \vec{a} and \vec{b} .
- (5) Find $\vec{AB} \cdot \vec{AC}$, $|\vec{AB}|$, and $|\vec{AC}|$.
- (6) Find $\angle BAC$.
- (7) Find the area of the triangle ABC.
- (8) Calculate $|\vec{AB} \times \vec{AC}|/2$.



Now, we define a point $P(\vec{p})$ by $\vec{p} = x\vec{e}_x + y\vec{e}_y = \begin{pmatrix} x \\ y \end{pmatrix}$.

- (9) Express \vec{AP} and \vec{BP} by using \vec{a} , \vec{b} , and \vec{p} .
- (10) Express \vec{AP} and \vec{BP} by using \vec{e}_x , \vec{e}_y , x , and y .
- (11) If $\vec{AP} \cdot \vec{BP} = 0$ and $y = 2$, what is the value of x ? Draw the point (x, y) on the grid.

**[GG] Let $A(\vec{a})$ at $(1, 3)$ as in the previous problem. We define

$$f(x, y) = \frac{1}{\sqrt{(x-1)^2 + (y-3)^2}}.$$

We can understand that this function $f(x, y)$ is defined on the xy -plane. Namely, a number $f(x, y)$ is associated for each point $P(x, y)$.

- (1) Verify the following: if we define $\vec{p} = \begin{pmatrix} x \\ y \end{pmatrix}$, then $f(x, y) = \frac{1}{|\vec{p} - \vec{a}|}$.

Now, we can identify $f(x, y) \xleftrightarrow{!!} f(\vec{p})$ from $P = (x, y) \xleftrightarrow{!!} \vec{p} = x\vec{e}_x + y\vec{e}_y$.

- (2) Express the following function g and h by using x and y (and other numbers), where $\vec{b} = 5(\vec{e}_x + \vec{e}_y)$:

$$g(\vec{p}) = \frac{1}{|\vec{p} - \vec{a}|^2}, \quad h(\vec{p}) = |\vec{p} - \vec{a}| + |\vec{p} - \vec{b}|.$$

B.9 Extra Exercise

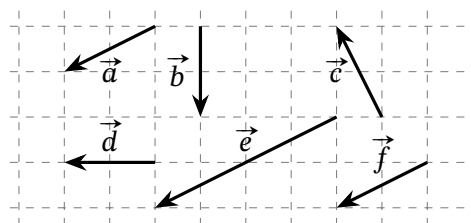
These problems are taken from 高校数学例題&問題集 <https://web.math-aquarium.jp/> thanks to the author's generosity. You may find explanations and more problems at (in Japanese)

https://web.math-aquarium.jp/rennsyuu_kai-heimennjounobekutoru.pdf

[Note: Some problems are skipped.]

***[1] Find the following from the right figure.

- (1) equal vectors.
- (2) vectors of equal magnitude.
- (3) vectors with the same direction.



***[3] (1) A vector \vec{x} satisfies $2(\vec{a} + 2\vec{x}) - 4\vec{a} = 5(\vec{x} - 3\vec{b})$. Express \vec{x} by \vec{a} and \vec{b} .

(2) Vectors \vec{x} and \vec{y} satisfy $\vec{x} + \vec{y} = \vec{a}$ and $3\vec{x} + 2\vec{y} = \vec{b}$. Express them by \vec{a} and \vec{b} .

***[4] Consider a triangle ABC, where $\overline{AB} = 1$, $\overline{AC} = \sqrt{5}$, $\overline{BC} = 2$, and $\angle B = 90^\circ$. Let \vec{e} be a unit vector whose direction is the same as \overrightarrow{BC} . Express \vec{e} by \overrightarrow{AB} and \overrightarrow{AC} .

***[5] Let $\vec{a} = \begin{pmatrix} 2 \\ -4 \end{pmatrix}$, $\vec{b} = \begin{pmatrix} 5 \\ -3 \end{pmatrix}$, and $\vec{c} = -3\vec{a} + 2\vec{b}$. Find the components of \vec{c} and calculate $|\vec{c}|$.

**[6] Let $\vec{a} = \begin{pmatrix} 2 \\ -4 \end{pmatrix}$, $\vec{b} = \begin{pmatrix} 5 \\ -3 \end{pmatrix}$, and $\vec{p} = \begin{pmatrix} 7 \\ 0 \end{pmatrix}$. Find s and t that satisfy $\vec{p} = s\vec{a} + t\vec{b}$.

**[7] (1) Four points A(2, -4), B(5, -3), C(2, 1), and D are on xy-plane, where the quadrilateral ABCD is a parallelogram. Find the coordinate of D.

(2) Two vectors $\vec{a} = \begin{pmatrix} 2 \\ -4 \end{pmatrix}$ and $\vec{b} = \begin{pmatrix} 5+t \\ -3-t \end{pmatrix}$ are parallel. What is t ?

***[8] (1) Let \vec{a} and \vec{b} satisfy $|\vec{a}| = 3$ and $|\vec{b}| = 2$ and form an angle 45° . Find $\vec{a} \cdot \vec{b}$.

(2) Let $\vec{a} = \begin{pmatrix} 2 \\ -4 \end{pmatrix}$ and $\vec{b} = \begin{pmatrix} 5 \\ 3 \end{pmatrix}$. Find $\vec{a} \cdot \vec{b}$.

***[9] (1) Let $\vec{a} = \begin{pmatrix} 3 \\ 7 \end{pmatrix}$ and $\vec{b} = \begin{pmatrix} -5 \\ -2 \end{pmatrix}$. Find the angle formed by them.

(2) Two vectors $\vec{a} = \begin{pmatrix} 2 \\ -4 \end{pmatrix}$ and $\vec{b} = \begin{pmatrix} 5+x \\ 3+x \end{pmatrix}$ are normal to each other. Find x .

**[10] Two vectors \vec{a} and \vec{b} satisfy $|\vec{a}| = 3$, $|\vec{b}| = 4$, and $|\vec{a} + 2\vec{b}| = 7$. Find the angle θ formed by them, assuming $0 \leq \theta \leq \pi$.

**[12] (1) Consider two points A(\vec{a}) and B(\vec{b}). Two points P and M are on the line AB. They are between A and B and satisfy $\overline{AP} : \overline{PB} = 5 : 3$ and $\overline{AM} : \overline{MB} = 1 : 1$. Describe the position vectors of P and M by using \vec{a} and \vec{b} .

(2) Consider a triangle ABC with points A(\vec{a}), B(\vec{b}), and C(\vec{c}). Let G(\vec{g}) be its geometric center and H(\vec{h}) be the geometric center of the triangle GBC. Describe \vec{h} by \vec{a} , \vec{b} , and \vec{c} .

*[15] Consider a triangle ABC and let O be its circumcenter. Consider a point H satisfying $\overrightarrow{OH} = \overrightarrow{OA} + \overrightarrow{OB} + \overrightarrow{OC}$. Prove H is the orthocenter of the triangle ABC.